







# Art Learning Sequence Document - Year 1/2 - 2 year rolling programme



Term	Autumn Year A	Spring Year A	Summer Year A	Autumn Year B	Spring B	Summer B
Topic	Memory Box	Towers, Turrets and Tunnels	The Enchanted Wood	Splendid Skies	Moon Zoom!	Land Ahoy
Focus Artist:	Frida Kahlo Portraits 	Noriko Kuresumi Ceramicist 	Gustav Klimt Tree of Life 	Katsushika Hokusai 	Andy Warhol The Moon Walk 	Jean Paul Gautier Vivienne Westwood 
Final Product	Portrait in the style of Frida Kahlo	Flame style clay Shell inspired by N.Kuresumi	Tree mixed media inspired by G Klimt	Painting inspired by The Great Wave	Print inspired by Andy Warhol	Outfit inspired by Pirate collection of VW and JPG
Art focus	PAINTING	3D FORM	COLLAGE	PAINTING	PRINTING	TEXTILES
National Curriculum:	<ul style="list-style-type: none"> <li>Use a range of materials creatively to design and make products.</li> <li>Use drawing, painting and sculpture to develop and share their ideas, experiences and imagination.</li> <li>Develop a wide range of art and design techniques in using colour, pattern, texture, line, shape, form and space.</li> <li>Learn about the work of a range of artists, craft makers and designers, describing the differences and similarities between different practices and disciplines, and making links to their own work.</li> </ul>					
Range of materials	Pencil, pen, oil pastels, ink	Pen, ink, charcoal Clay, Clay tools for line work and texture	Charcoal, Pencil, ink, paint Collage materials.	Pen, ink, paint Fine brushes, Thick brushes	Pen, pastels, acrylic paint Polystyrene block, Printing ink	Fabric, fabric paints, embroidery thread. Hessian, Dye, beads, buttons
Sequence of learning: <u>Significant people, art, movements.</u> Analyse: Compare and contrast. Link to own work.  <u>Creativity</u> Creating Generating ideas. Evaluating ideas  <u>Techniques</u> Line, colour, painting, printing, 3D form, textiles  <u>Showcase piece</u> Analyse Deconstruct Create	<p>1..<b>LAUNCH</b> to learn about the life and work of Frida Kahlo analysing chosen portrait.</p> <p>2..<b>IMITATE</b>.. to explore different portraits by Frieda then sketch and practise ‘face drawing’ and placing the features in correct proportions.</p> <p>3..<b>SPECIFIC SKILLS</b> to develop tone shade and tint : green Focus on line techniques wavy, straight, joining and leaf patterns</p> <p>4.. <b>PLAN</b> to use creativity and techniques learned to design self-portrait.</p> <p>5.. <b>CREATE</b> to use oil pastels and ink to bring portrait to life.</p> <p>6..<b>EVALUATE</b> to evaluate portrait and share ideas and inspiration.</p>	<p>1..<b>LAUNCH</b> to learn about the life and work of Noriko Kuresumi analysing sea sculptures.</p> <p>2..<b>IMITATE</b> to focus on line techniques wavy, jagged, stippling, scumbling, hatching seen in Kuresumi’s work.</p> <p>3..<b>SPECIFIC SKILLS</b> to explore flame shapes by watching film then sketch form using different materials.</p> <p>4..<b>PLAN</b> to design own flame shaped shell thinking size and texture.</p> <p>5..<b>CREATE</b> to create cylindrical form, apply flame shapes, line techniques in clay.. Use colour mixing to create ‘hot’ colour and pattern on flame sculpture.</p> <p>6..<b>EVALUATE</b> to evaluate sculpture and share ideas and inspiration.</p>	<p>1..<b>LAUNCH</b> to learn about the life and work of Gustav Klimt analysing ‘The tree of life’ .</p> <p>2..<b>IMITATE</b> to focus on line techniques spiral, stippling, scumbling, cross hatching.</p> <p>3.. <b>SPECIFIC SKILLS</b> to explore colour mixing colours and mix secondary from primary colours. Explore texture by adding materials to paint and ‘scraping through’ to create a backdrop.</p> <p>4..<b>PLAN</b> to design tree form using focus line techniques by sketching various tree forms then painting.</p> <p>5..<b>CREATE</b> to use inspiration from artist’s work to add colour, texture and interesting using collage materials.</p> <p>6..<b>EVALUATE</b> to evaluate collage and share ideas and inspiration.</p>	<p>1..<b>LAUNCH</b> to learn about the life and work of Katsushika Hokusai analysing The Great Wave off Kanagawa.</p> <p>2..<b>IMITATE</b> to explore Hokusai’s shape and form in waves by looking at art and watching footage of extreme weather then sketch.</p> <p>3..<b>SPECIFIC SKILLS</b>.. to focus on line techniques curved stippling, scumbling, cross hatching. Develop tone, shade, tint: blue</p> <p>4..<b>PLAN</b> to design art work in the style of Hokusai focusing on wave shapes.</p> <p>5..<b>CREATE</b> to paint and add colour to design. Explore different sizes of brushes to add small details and spatter paint.</p> <p>6..<b>EVALUATE</b> to evaluate painting and share ideas and inspiration.</p>	<p>1..<b>LAUNCH</b> to learn about the life and work of Andy Warhol</p> <p>2..<b>IMITATE</b> to analyse The Moon Walk and focus on human form and proportions using line template to scaffold form.</p> <p>3..<b>SPECIFIC SKILLS</b> to create block print using polystyrene. Experiment with different colours on black using monoblock and choose colour palette.</p> <p>4..<b>PLAN</b> to design print with astronaut and flag with background.</p> <p>5..<b>CREATE</b> to use monoprinting to create print inspired by Andy Warhol.</p> <p>6. <b>EVALUATE</b> to evaluate printing and share ideas and inspiration.</p>	<p>1..<b>LAUNCH</b> to learn about the life and work of Vivienne Westwood and Jean Paul Gautier, analysing the ‘Pirate’ collections.</p> <p>2..<b>IMITATE</b> to explore colour mixing creating a colour palette for designs seen on Vivienne Westwood.</p> <p>3..<b>SPECIFIC SKILLS</b> to explore ‘resist printing or tie dye technique using bands to create pattern.</p> <p>4..<b>PLAN</b> to design pirate outfit inspired by Vivienne Westwood.</p> <p>5..<b>CREATE</b> to create pirate costume and braids using twisting techniques and bead threading</p> <p>6..<b>EVALUATE</b> to evaluate pirate outfit and share ideas and inspiration.</p>
End Point:	Knowledge/developing skills in creating tone, shade, tint. and positioning of facial features. Applying techniques to create a portrait in the style of Frida Kahlo	Knowledge/skills in developing line technique. Applying colour and line techniques to 3D form.	Knowledge/skills in developing line techniques. Applying colour, texture and line techniques to create an imaginary tree form.	Knowledge/skills in developing line techniques. Applying painting techniques to create impression of ‘giant wave’.	Knowledge/skills in developing line techniques. Applying line and printing techniques to create impression of ‘The Moon Walk’.	Knowledge/skills in developing textile techniques of resist print and basic embroidery. Applying textile and colour techniques to create a ‘pirate outfit’.
Vocabulary:	<b>Ten Key Words:</b> Self-portrait, expression, identity, symbolism, background, shade, tint, tone, imagination, pallet	<b>Ten Key Words:</b> Texture, sculpture, form, natural, shape, pattern, sea-inspired, smooth, manipulate, knead.	<b>Ten Key Words:</b> Mixed media, pattern, texture, swirls, contrast, nature, decoration, crumple, overlap, sort, fold.	<b>Ten Key Words:</b> Painting, movement, blue tones, brushstrokes, detail, pallet, mix, shade, tint, landscape.	<b>Ten Key Words:</b> Printmaking, pop art, silkscreen, repetition, bold colours, mono print, press print, impression, figure, foreground.	<b>Ten Key words:</b> Outfit, design, fashion, creativity, texture, bold patterns, historical inspiration, accessories, braid, running stitch.